


# **AQI and AirNow 101: Data Resources for Different Audiences**

David Mintz  
U.S. Environmental Protection Agency  
Office of Air Quality Planning and Standards  
Air Quality Analysis Group

National Air Quality Conference  
Austin, TX  
January 2018



Inconvenience stores

Sometimes it's hard to get  
the data or information we  
need...



The musical score is written for piano in 4/4 time. It consists of five systems of staves. The first system (measures 1-6) features a treble clef with notes and rests, and a bass clef with a triplet of eighth notes. The second system (measures 7-12) continues the melody with triplets and circled numbers 2 and 3. The third system (measures 13-18) includes a circled number 5 and a triplet of eighth notes. The fourth system (measures 19-24) features a circled number 2 and a triplet of eighth notes. The fifth system (measures 25-30) concludes with a circled number 2 and a triplet of eighth notes. The score includes various musical notations such as triplets, circled numbers, and slurs.

“... few people will appreciate the music if I just show them the notes. Most of us need to listen to the music to understand how beautiful it is.

But often that's how we present statistics; we just show the notes. We don't play the music.”

- Hans Rosling, professor, statistician, co-founder of GapMinder.

<https://www.epa.gov/outdoor-air-quality-data>

# Air Data

## Air Trends

## Air Compare

## Air Data: Air Quality Data Collected at Outdoor Monitors Across the US

CONTACT US

SHARE



### Your Access to Outdoor Air Quality Data



The tools below are connected directly to EPA's [Air Quality System Data Mart](#).

[Basic Information](#)

[Frequent Questions](#)

This website provides access to outdoor air quality data collected from state, local and tribal monitoring agencies across the United States.

### Download Data



[Pre-generated Data Files](#)

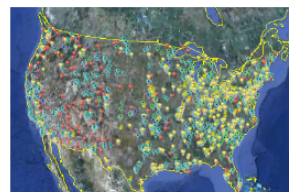


[Download Daily Data](#)



[Download Raw Data](#)

### Explore Monitor Locations



### Get Air Data Updates



Subscribe to our RSS feed to keep up with the latest news, including scheduled system downtime, major data updates, etc.

### Generate Summary Reports

### Visualize Data



[Tile Plot - Multiyear](#)

### Generate Technical Reports

<https://www.epa.gov/air-trends>

Air Data

Air Trends

Air Compare

## National Air Quality: Status and Trends of Key Air Pollutants

CONTACT US

SHARE    



EPA tracks trends in six key pollutants called [criteria air pollutants](#).

Explore air quality trends interactively - [Our Nation's Air: Status and Trends Through 2016](#)

(link will open in a new tab or window)

### Air Quality Trends

- [Carbon Monoxide](#)
- [Lead](#)
- [Nitrogen Dioxide](#)
- [Ozone](#)
- [Particulate Matter \(PM10\)](#)
- [Particulate Matter \(PM2.5\)](#)
- [Sulfur Dioxide](#)

### Reports and Summaries


- Interactive Report - [Our Nation's Air: Status and Trends Through 2016](#)
- [Previous Air Quality Trends Reports](#)
- [AQI Trends - Ozone](#)
- [AQI Trends - PM2.5](#)
- [AQI Trends - Combined Ozone/PM2.5](#)
- [Air Quality - National Summary](#)
- [Air Quality - Cities and Counties](#)
- [Air Quality Design Values](#)

<https://www3.epa.gov/aircompare>

Air Data

Air Trends

Air Compare

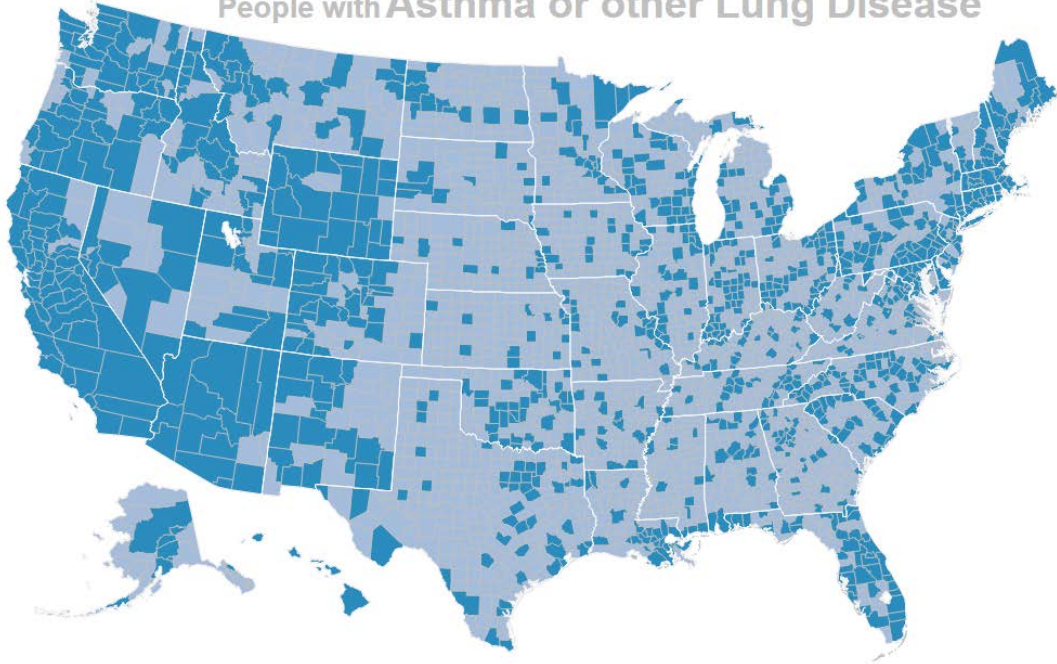
 [AirCompare Home](#) [Basic Info](#) [Sensitive Groups](#) [Compare Counties](#)

### Compare Counties

[How to use this map](#) [About the maps](#) | [About the charts](#)

Trends ▾ Seasons ▾

Use this Map to See Trends for Pollutants that Affect People with Asthma or other Lung Disease



# Questions?

David Mintz  
[mintz.david@epa.gov](mailto:mintz.david@epa.gov)  
919-541-5224